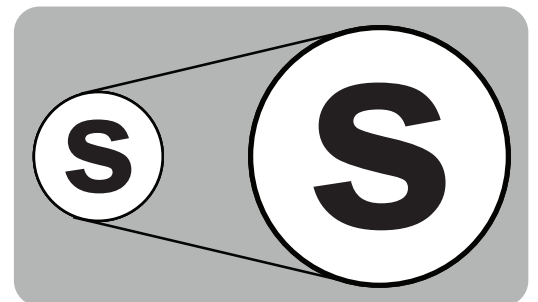
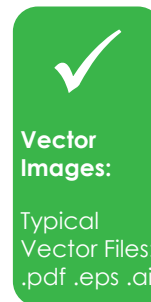


Artwork Guide...

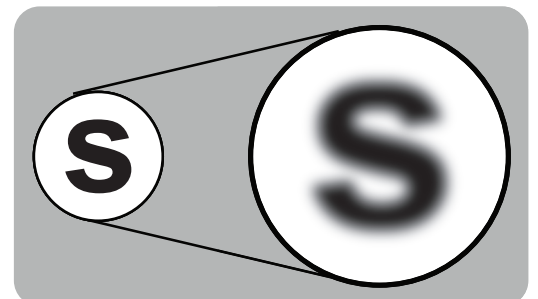

We have created these artwork guidelines for your convenience; to ultimately eliminate costly delays and ensure your brand image is displayed in the highest quality. Please follow these guidelines carefully.

For the best results we require all supplied artwork to be as a **vector file**. A vector file is a piece of artwork that has been created from lines. These types of files are required for use in signage, as they can be scaled to any size without losing detail or quality.



We require one of the following vector files formats;

- Ai** ILLUSTRATOR
- EPS** ENCAPSULATED POST SCRIPT
- PDF** PORTABLE DOCUMENT FORMAT



If your brand images uses specific colours it is essential that you make us aware of these colours before we begin manufacturing your signage. *Please be aware that PANTONE charts and CMYK breakdowns were created for printing onto paper and when these colours are printed onto vinyl, there may be some difference in colour matching. If this could be a problem for your company, please let us know and we can provide you with a printed sample for a small charge.*

If possible, please convert all fonts on your supplied artwork to outlines, just in case we do not have your font in our libraries.

If you are unable to supply a vector file for use on your signage, we can offer a logo reproduction service at a small charge. Contact signs@stevemarshdesign.co.uk for more information.